

Tool Needed: Philips Head Screwdriver

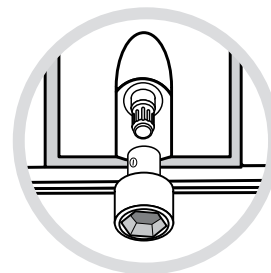
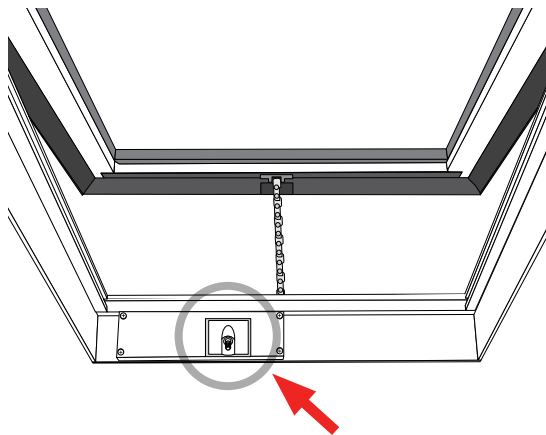
Hex Ball Adapters are used when multiple Kennedy Skylights need to be manually opened and closed using a single Extension Pole.

STEP 1

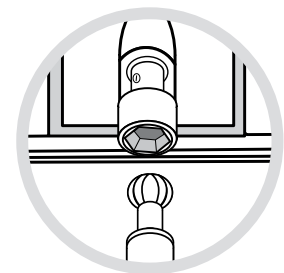
Slip the hex ball adapter over the brass turn knob located on the white plastic box on the inside curb wall of your skylight, secure by tightening the set screw on the adapter.

STEP 2

Aim the round hex nut end of the extension pole into the adapter on the skylight, then rotate the extension pole handles to open and close your vented skylight.



**ATTACH HEX
BALL ADAPTER**



**INSERT
EXTENSION POLE**